



Introductory sub-table (I)(a)



Name of the Company: PUNJAB & SIND BANK			
Scrip Code, Name of the scrip, class of security: BSE: 533295 Equity Shares; NSE: PSB EQ			
Quarter ended: JUNE 30, 2015			
Partly paid-up shares:-			
	No. of partly paid-up shares	As a % of total no. of partly paid-up shares	As a % of total no. of shares of the company
Held by promoter/promoter group	0	0	0
Held by public	0	0	0
Total - D	0	0	0
Outstanding convertible securities:-			
	No. of outstanding securities	As a % of total no. of outstanding convertible securities	As a % of total no. of shares of the company, assuming full conversion of the convertible securities
Held by promoter/promoter group	0	0	0
Held by public	0	0	0
Total - E	0	0	0
Warrants:-			
	No. of warrants	As a % of total no. of warrants	As a % of total no. of shares of the company, assuming full conversion of warrants
Held by promoter/promoter group	0	0	0
Held by public	0	0	0
Total - F	0	0	0
Total paid-up capital of the company, assuming full conversion of warrants and convertible securities		400411027	100





Statement Showing Shareholding Pattern

Quarter ended : June 30, 2015 (शेयर कक्षा)

Category code	Category of Shareholder	Number of Shareholders	Table (I)(a)		Total shareholding as a percentage of total number of shares		Shares Pledged or otherwise encumbered	
			Total number of shares	Number of shares held in dematerialized form	As a percentage of (A+B) ¹	As a percentage of (A+B+C)	Number of shares	As a percentage
(I)	(II)	(III)	(IV)	(V)	(VI)	(VII)	(VIII)	(IX) = (VIII)/(IV)*100
(A)	Shareholding of Promoter and Promoter							
1	Indian							
(a)	Individuals/ Hindu Undivided Family				0.00	0.00		#DIV/0!
(b)	Central Government/ State Government(s)	1	318822775	318822775	79.62	79.62		0.00
(c)	Bodies Corporate				0.00	0.00		#DIV/0!
(d)	Financial Institutions/ Banks		0		0.00	0.00		#DIV/0!
(e)	Any Others(Specify)		0		0.00	0.00		#DIV/0!
(e-i)					0.00	0.00		#DIV/0!
(e-ii)					0.00	0.00		#DIV/0!
	Sub Total(A)(1)	1	318822775	318822775	79.62	79.62	0	0.00
2	Foreign							
a	Individuals (Non-Residents Individuals/ Foreign Individuals)				0.00	0.00		#DIV/0!
b	Bodies Corporate				0.00	0.00		#DIV/0!
c	Institutions				0.00	0.00		#DIV/0!
d	Qualified foreign Investor				0.00	0.00		#DIV/0!
e-i	Any Others(Specify)				0.00	0.00		#DIV/0!
e-ii					0.00	0.00		#DIV/0!
	Sub Total(A)(2)	0	0	0	0.00	0.00	0	#DIV/0!
	Total Shareholding of Promoter and	1	318822775	318822775	79.62	79.62	0	0.00
(B)	Public shareholding							
1	Institutions							
(a)	Mutual Funds/ UTI	0	0	0	0.00	0.00		
(b)	Financial Institutions/ Banks	20	43281771	43281771	10.81	10.81		
(c)	Central Government/ State Government(s)				0.00	0.00		
(d)	Venture Capital Funds				0.00	0.00		
(e)	Insurance Companies				0.00	0.00		
(f)	Foreign Institutional Investors	12	6709353	6709353	1.68	1.68		
(g)	Foreign Venture Capital Investors				0.00	0.00		
(h)	Qualified foreign Investor				0.00	0.00		
(i-i)	Any Other (specify)				0.00	0.00		
(i-ii)					0.00	0.00		
	Sub-Total (B)(1)	32	49991124	49991124	12.48	12.48		





B 2	Non-institutions						
(a)	Bodies Corporate	718	4130438	4130438	1.03	1.03	
(b)	Individuals				0.00	0.00	
I	Individuals -i. Individual shareholders holding nominal share capital up to Rs 1 lakh	144441	20827932	20822194	5.20	5.20	
II	ii. Individual shareholders holding nominal share capital in excess of Rs. 1 lakh.	150	5038107	5038107	1.26	1.26	
(c)	Any Other (specify)				0.00	0.00	
(c-i)	Trusts	13	290480	290480	0.07	0.07	
(c-ii)	Non Resident Indians	1123	938382	938382	0.23	0.23	
(c-iii)	Clearing Members	182	332659	332659	0.08	0.08	
(c-iv)	Foreign Portfolio Investor (Corporate)	2	37530	37530	0.01	0.01	
(c-v)	Foreign Corporate Bodies				0.00	0.00	
(c-vi)	Executive Director/Independent Directors	2	1600	1600	0.00	0.00	
(c-vii)	Qualified foreign Investor						
	Sub-Total (B)(2)	146631	31597128	31591390	7.89	7.89	
(B)	Total Public Shareholding (B)= (B)(1)+(B)(2)	146663	81588252	81582514	20.38	20.38	
	TOTAL (A)+(B)	146664	400411027	400405289	100.00	100.00	
(C)	Shares held by Custodians and against which Depository Receipts have been issued						
1	Promoter and Promoter Group		0		0.00		#DIV/0!
2	Public		0		0.00		
	Sub-Total (C)	0	0	0	0	0	
	GRAND TOTAL (A)+(B)+(C)	146664	400411027	400405289	100.00	0	0.00





(1)(b) Statement showing holding of securities (including shares, warrants, convertible securities) of persons belonging to the category "Promoter and Promoter Group"

Quarter ended : June 30, 2015											
Sr.	Name of the shareholder	Details of Shares held		Encumbered shares (*)			Details of warrants		Details of convertible securities		Total shares (including underlying shares assuming full conversion of warrants and convertible securities) as a % of diluted share capital
		Number of shares held	As a % of grand total (A) + (B) + (C)	No.	As a percentage	As a % of grand total (A)+(B)+(C) of sub-clause (I)(a)	Number of warrants held	As a % total number of warrants of the same class	Number of convertible securities held	As a % total number of convertible securities of the same class	
No.	(i)	(ii)	(iii)	(iv)	(v)	(vi)=(v)/(iii)*100	(vii)	(viii)	(ix)	(x)	(xi)
1	PRESIDENT OF INDIA	318822775	79.62			0.00	0.00		#DIV/0!	#DIV/0!	
2											
3											
4											
5											
6											
7											
8											
9											
10											
11											
12											
13											
TOTAL		318822775	79.62	0	0.00	0.00	0	#DIV/0!	0	#DIV/0!	0

(*) The term "encumbrance" has the same meaning as assigned to it in regulation 28(3) of the SAST Regulations, 2011





(I)(c)(i) Statement showing holding of securities (including shares, warrants, convertible securities) of persons belonging to the category "Public" and holding more than 1% of the total number of shares

Sr. No.	Name of the shareholder	Number of shares held	Shares as a percentage of total number of shares {i.e., Grand Total (A)+(B)+(C) indicated in Statement at para (I)(a) above}	Quarter ended : June 30, 2015				Total shares (including underlying shares assuming full conversion of warrants and convertible securities) as a % of diluted share capital
				Details of warrants		Details of convertible securities		
				Number of warrants held	As a % total number of warrants of the same class	Number of convertible securities held	% w.r.t total number of convertible securities of the same class	
1	LIFE INSURANCE CORPORATION OF INDIA	42014177	10.49		#DIV/0!		#DIV/0!	AAACL05
			0.00		#DIV/0!		#DIV/0!	
			0.00		#DIV/0!		#DIV/0!	
			0.00		#DIV/0!		#DIV/0!	
					#DIV/0!		#DIV/0!	
					#DIV/0!		#DIV/0!	
					#DIV/0!		#DIV/0!	
					#DIV/0!		#DIV/0!	
					#DIV/0!		#DIV/0!	
					#DIV/0!		#DIV/0!	
TOTAL		42014177	10.49	0	#DIV/0!	0	#DIV/0!	0





(I)(c)(ii) Statement showing holding of securities (including shares, warrants, convertible securities) of persons (together with PAC) belonging to the category "Public" and holding more than 5% of the total number of shares of the company

Quarter ended : June 30, 2015

Sr. No.	Name(s) of the shareholder(s) and the Persons Acting in Concert (PAC) with them	Number of shares	Shares as a percentage of total number of shares {i.e., Grand Total (A)+(B)+(C) indicated in Statement at para (I)(a) above}	Details of warrants		Details of convertible securities		Total shares (including underlying shares assuming full conversion of warrants and convertible securities) as a % of diluted share capital
				Number of warrants	As a % total number of warrants of the same class	Number of convertible securities held	% w.r.t total number of convertible securities of the same class	
1	LIFE INSURANCE CORPORATION O	42014177	10.49		#DIV/0!		#DIV/0!	
2					#DIV/0!		#DIV/0!	
3					#DIV/0!		#DIV/0!	
4					#DIV/0!		#DIV/0!	
5					#DIV/0!		#DIV/0!	
6					#DIV/0!		#DIV/0!	
7					#DIV/0!		#DIV/0!	
8					#DIV/0!		#DIV/0!	
9					#DIV/0!		#DIV/0!	
10					#DIV/0!		#DIV/0!	
TOTAL		42014177	10.49	0	#DIV/0!	0	#DIV/0!	0





(I)(d) Statement showing details of locked-in shares				
Sr. No.	Name of the shareholder	Quarter ended : June 30, 2015		
		Number of locked-in shares	Locked-in shares as a percentage of total number of shares (i.e., Grand Total (A)+(B)+(C) indicated in Statement at para (I)(a) above)	Promoter/Promoter Group/Public
1.	LIFE INSURANCE CORPORATION OF INDIA	30438252	7.60	Public
2.	PRESIDENT OF INDIA	135766775	33.91	Promoter/Promoter Group
3.			0.00	
4.			0.00	
5.			0.00	
6.			0.00	
7.			0.00	
8.			0.00	
9.			0.00	
TOTAL		166203027	41.51	






(II)(a) Statement showing details of Depository Receipts (DRs)

Quarter ended : June 30, 2015

Sr. No.	Type of outstanding DR (ADRs, GDRs, SDRs, etc.)	Number of outstanding DRs	Number of shares underlying outstanding DRs	Shares underlying outstanding DRs as a percentage of total number of shares {i.e., Grand Total (A)+(B)+(C) indicated in Statement at para (I)(a) above}
1	NIL			0.00
2				0.00
3				0.00
4				0.00
5				0.00
6				0.00
7				0.00
8				0.00
9				0.00
TOTAL		0	0	0.00





(II)(b) Statement showing holding of Depository Receipts (DRs), where underlying shares held by "promoter/promoter group" are in excess of 1% of the total number of shares

Quarter ended : June 30, 2015

Sr. No.	Name of the DR Holder	Type of outstanding DR (ADRs, GDRs, SDRs, etc.)	Number of shares underlying outstanding DRs	Shares underlying outstanding DRs as a percentage of total number of shares {i.e., Grand Total (A)+(B)+(C) indicated in Statement at para (I)(a) above}
1	NIL			0.00
2				0.00
3				0.00
4				0.00
5				0.00
6				0.00
7				0.00
8				0.00
9				0.00
TOTAL			0	0.00





Punjab & Sind Bank

DISTRIBUTION OF SHAREHOLDING (SHARES)

Quarter ended : June 30, 2015

SR.NO.	SHAREHOLDING OF SHARES	SHAREHOLDER	PERCENTAGE OF TOTAL	TOTALSHARES	PERCENTAGE OF TOTAL.
1	1 to 500	139325	94.996	11485635	2.8685
2	.501 to 1000	3999	2.7266	3127137	0.7810
3	1001 to 2000	1841	1.2553	2692267	0.6724
4	2001 to 3000	516	0.3518	1310624	0.3273
5	3001 to 4000	240	0.1636	859685	0.2147
6	4001 to 5000	189	0.1289	889775	0.2222
7	5001 to 10000	291	0.1984	2125958	0.5309
8	10001 to 99999999999	263	0.1793	377919946	94.3830
TOTAL		146664	100	400411027	100.0000

