



Introductory sub-table (I)(a)



Name of the Company: PUNJAB & SIND BANK			
Scrip Code, Name of the scrip, class of security: BSE :533295; NSE : PSB EQ; Equity Shares			
Quarter ended: DECEMBER 31, 2014			
Partly paid-up shares:-			
	No. of partly paid-up shares	As a % of total no. of partly paid-up shares	As a % of total no. of shares of the company
Held by promoter/promoter group	0	0	0
Held by public	0	0	0
Total - D	0	0	0
Outstanding convertible securities:-			
	No. of outstanding securities	As a % of total no. of outstanding convertible securities	As a % of total no. of shares of the company, assuming full conversion of the convertible securities
Held by promoter/promoter group	0	0	0
Held by public	0	0	0
Total - E	0	0	0
Warrants:-			
	No. of warrants	As a % of total no. of warrants	As a % of total no. of shares of the company, assuming full conversion of warrants
Held by promoter/promoter group	0	0	0
Held by public	0	0	0
Total - F	0	0	0
Total paid-up capital of the company, assuming full conversion of warrants and convertible securities		400411027	100

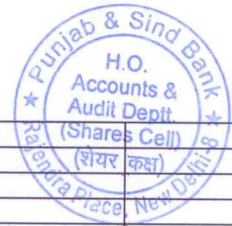




Statement Showing Shareholding Pattern as on December 31, 2014


Category code	Category of Shareholder	Number of Shareholders	Table (I)(a)		Total shareholding as a percentage of total number of shares		Shares Pledged or otherwise encumbered	
			Total number of shares	Number of shares held in dematerialized form	As a percentage of (A+B) ¹	As a percentage of (A+B+C)	Number of shares	As a percentage
			(IV)	(V)				
(A)	Shareholding of Promoter and Promoter							
1	Indian							
(a)	Individuals/ Hindu Undivided Family				0.00	0.00		#DIV/0!
(b)	Central Government/ State Government(s)	1	318822775	318822775	79.62	79.62		0.00
(c)	Bodies Corporate				0.00	0.00		#DIV/0!
(d)	Financial Institutions/ Banks		0		0.00	0.00		#DIV/0!
(e)	Any Others(Specify)		0		0.00	0.00		#DIV/0!
(e-i)					0.00	0.00		#DIV/0!
(e-ii)					0.00	0.00		#DIV/0!
	Sub Total(A)(1)	1	318822775	318822775	79.62	79.62	0	0.00
2	Foreign							
a	Individuals (Non-Residents Individuals/ Foreign Individuals)				0.00	0.00		#DIV/0!
b	Bodies Corporate				0.00	0.00		#DIV/0!
c	Institutions				0.00	0.00		#DIV/0!
d	Qualified foreign Investor				0.00	0.00		#DIV/0!
e-i	Any Others(Specify)				0.00	0.00		#DIV/0!
e-ii					0.00	0.00		#DIV/0!
	Sub Total(A)(2)	0	0	0	0.00	0.00	0	#DIV/0!
	Total Shareholding of Promoter and	1	318822775	318822775	79.62	79.62	0	0.00
(B)	Public shareholding							
1	Institutions							
(a)	Mutual Funds/ UTI	0	0	0	0.00	0.00		
(b)	Financial Institutions/ Banks	20	43215078	43215078	10.79	10.79		
(c)	Central Government/ State Government(s)				0.00	0.00		
(d)	Venture Capital Funds				0.00	0.00		
(e)	Insurance Companies				0.00	0.00		
(f)	Foreign Institutional Investors	21	6999844	6999844	1.75	1.75		
(g)	Foreign Venture Capital Investors				0.00	0.00		
(h)	Qualified foreign Investor				0.00	0.00		
(i-i)	Any Other (specify)				0.00	0.00		
(i-ii)					0.00	0.00		
	Sub-Total (B)(1)	41	50214922	50214922	12.54	12.54		





B 2	Non-institutions						
(a)	Bodies Corporate	908	4842241	4842241	1.21	1.21	
(b)	Individuals				0.00	0.00	
I	Individuals -i. Individual shareholders holding nominal share capital up to Rs 1 lakh	140377	19369043	19367105	4.84	4.84	
II	ii. Individual shareholders holding nominal share capital in excess of Rs. 1 lakh.	127	4598120	4598120	1.15	1.15	
(c)	Any Other (specify)				0.00	0.00	
(c-i)	Trusts	13	293986	293986	0.07	0.07	
(c-ii)	Non Resident Indians	1172	996776	996776	0.25	0.25	
(c-iii)	Clearing Members	161	108851	108851	0.03	0.03	
(c-iv)	Hindu Undivided Families	8092	1161634	1161634	0.29	0.29	
(c-v)	Foreign Corporate Bodies	1	1079	1079	0.00	0.00	
(c-vi)	Executive Director/Independent Directors	2	1600	1600	0.00	0.00	
(c-vii)	Qualified foreign Investor						
	Sub-Total (B)(2)	150853	31373330	31371392	7.84	7.84	
(B)	Total Public Shareholding (B)= (B)(1)+(B)(2)	150894	81588252	81586314	20.38	20.38	
	TOTAL (A)+(B)	150895	400411027	400409089	100.00	100.00	
(C)	Shares held by Custodians and against which Depository Receipts have been issued						
1	Promoter and Promoter Group		0		0.00		#DIV/0!
2	Public		0		0.00		
	Sub-Total (C)	0	0	0	0	0	
	GRAND TOTAL (A)+(B)+(C)	150895	400411027	400409089	100.00	0	0.00





(I)(b) Statement showing holding of securities (including shares, warrants, convertible securities) of persons belonging to the category "Promoter and Promoter Group"

as on December 31, 2014

Sr.	Name of the shareholder	Details of Shares held		Encumbered shares (*)			Details of warrants		Details of convertible securities		Total shares (including underlying shares assuming full conversion of warrants and convertible securities) as a % of diluted share capital
		Number of shares held	As a % of grand total (A)+(B)+(C)	No.	As a percentage	As a % of grand total (A)+(B)+(C) of sub-clause (I)(a)	Number of warrants held	As a % total number of warrants of the same class	Number of convertible securities held	As a % total number of convertible securities of the same class	
No.	(i)	(ii)	(iii)	(iv)	(v)	(vi)=(v)/(iii)*100	(vii)	(viii)	(ix)	(x)	(xi)
1	PRESIDENT OF INDIA	318822775	79.62			0.00	0.00		#DIV/0!	#DIV/0!	
2											
3											
4											
5											
6											
7											
8											
9											
10											
11											
12											
13											
TOTAL		318822775	79.62	0	0.00	0.00	0	0	#DIV/0!	#DIV/0!	0

(*) The term "encumbrance" has the same meaning as assigned to it in regulation 28(3) of the SAST Regulations, 2011






(I)(c)(i) Statement showing holding of securities (including shares, warrants, convertible securities) of persons belonging to the category "Public" and holding more than 1% of the total number of shares

as on December 31, 2014


Sr. No.	Name of the shareholder	Number of shares held	Shares as a percentage of total number of shares {i.e., Grand Total (A)+(B)+(C) indicated in Statement at para (I)(a) above}	Details of warrants		Details of convertible securities		Total shares (including underlying shares assuming full conversion of warrants and convertible securities) as a % of diluted share capital
				Number of warrants held	As a % total number of warrants of the same class	Number of convertible securities held	% w.r.t total number of convertible securities of the same class	
1	LIFE INSURANCE CORPORATION OF INDIA	42014177	10.49					
			0.00			#DIV/0!	#DIV/0!	
			0.00			#DIV/0!	#DIV/0!	
			0.00			#DIV/0!	#DIV/0!	
						#DIV/0!	#DIV/0!	
						#DIV/0!	#DIV/0!	
						#DIV/0!	#DIV/0!	
						#DIV/0!	#DIV/0!	
						#DIV/0!	#DIV/0!	
						#DIV/0!	#DIV/0!	
TOTAL		42014177	10.49	0	#DIV/0!	0	#DIV/0!	0





(I)(c)(ii) Statement showing holding of securities (including shares, warrants, convertible securities) of persons (together with PAC) belonging to the category "Public" and holding more than 5% of the total number of shares of the company
as on December 31, 2014

Sr. No.	Name(s) of the shareholder(s) and the Persons Acting in Concert (PAC) with them	Number of shares	Shares as a percentage of total number of shares {i.e., Grand Total (A)+(B)+(C) indicated in Statement at para (I)(a) above}	Details of warrants		Details of convertible securities		Total shares (including underlying shares assuming full conversion of warrants and convertible securities) as a % of diluted share capital
				Number of warrants	As a % total number of warrants of the same class	Number of convertible securities held	% w.r.t total number of convertible securities of the same class	
1	LIFE INSURANCE CORPORATION O	42014177	10.49		#DIV/0!		#DIV/0!	
2					#DIV/0!		#DIV/0!	
3					#DIV/0!		#DIV/0!	
4					#DIV/0!		#DIV/0!	
5					#DIV/0!		#DIV/0!	
6					#DIV/0!		#DIV/0!	
7					#DIV/0!		#DIV/0!	
8					#DIV/0!		#DIV/0!	
9					#DIV/0!		#DIV/0!	
10					#DIV/0!		#DIV/0!	
TOTAL		42014177	10.49	0	#DIV/0!	0	#DIV/0!	0





(I)(d) Statement showing details of locked-in shares				
Sr. No.	Name of the shareholder	as on December 31, 2014		Promoter/Promoter Group/Public
		Number of locked-in shares	Locked-in shares as a percentage of total number of shares (i.e., Grand Total (A)+(B)+(C) indicated in Statement at para (I)(a) above)	
1	LIFE INSURANCE CORPORATION OF INDIA	30436252	7.60	Public
2	PRESIDENT OF INDIA	318822775	79.62	Promoter/Promoter Group
3			0.00	
4			0.00	
5			0.00	
6			0.00	
7			0.00	
8			0.00	
9			0.00	
TOTAL		349259027	87.23	



(II)(a) Statement showing details of Depository Receipts (DRs)

as on December 31, 2014



Sr. No.	Type of outstanding DR (ADRs, GDRs, SDRs, etc.)	Number of outstanding DRs	Number of shares underlying outstanding DRs	Shares underlying outstanding DRs as a percentage of total number of shares (i.e., Grand Total (A)+(B)+(C) indicated in Statement at para (I)(a) above)
1	NIL			0.00
2				0.00
3				0.00
4				0.00
5				0.00
6				0.00
7				0.00
8				0.00
9				0.00
TOTAL		0	0	0.00





(II)(b) Statement showing holding of Depository Receipts (DRs), where underlying shares held by "promoter/promoter group" are in excess of 1% of the total number of shares

as on December 31, 2014

Sr. No.	Name of the DR Holder	Type of outstanding DR (ADRs, GDRs, SDRs, etc.)	Number of shares underlying outstanding DRs	Shares underlying outstanding DRs as a percentage of total number of shares {i.e., Grand Total (A)+(B)+(C) indicated in Statement at para (I)(a) above}
1	NIL			0.00
2				0.00
3				0.00
4				0.00
5				0.00
6				0.00
7				0.00
8				0.00
9				0.00
TOTAL			0	0.00



DISTRIBUTION SCHEDULE AS ON DECEMBER 31, 2014

Share or Debenture holding of nominal Rs.	Share / Debenture Holders		Share / Debenture Amount	
	Number	% to total	Amount in Rs.	% to total
Upto 2,500	136137	90.22	86668650	2.164
2,501 - 5,000	7781	5.156	29788000	0.744
5,001 - 10,000	3830	2.539	29938420	0.748
10,001 - 20,000	1695	1.123	24777940	0.619
20,001 - 30,000	477	0.316	12141920	0.303
30,001 - 40,000	238	0.158	8550340	0.214
40,001 - 50,000	177	0.117	8286830	0.207
50,001 - 1,00,000	306	0.203	22512390	0.562
1,00,001 & Above	254	0.168	3781445780	94.439
Total	150895	100	4004110270	100

